

Episode 1

Identities & Relationships



Episode 1 Overview



Materials Needed

- Markers
- Flipcharts
- Phone
- Colored Pencils
- Paper
- Pens
- Thread

Activity 1

30 Second Drawing

Draw in the box below for 30 seconds. After 30 seconds, switch the sheet with your partner. Continue each other's drawing for another minute and switch again. Repeat this 2 more times.



- Does the final drawing match what you initially thought the drawing would be?
- How did you feel when you continued your partner's drawing?
- Create a title for your drawing!

Sports



My Dream

Me

Name

Grade

Age

Birthday

Strengths

1.

2.

Music

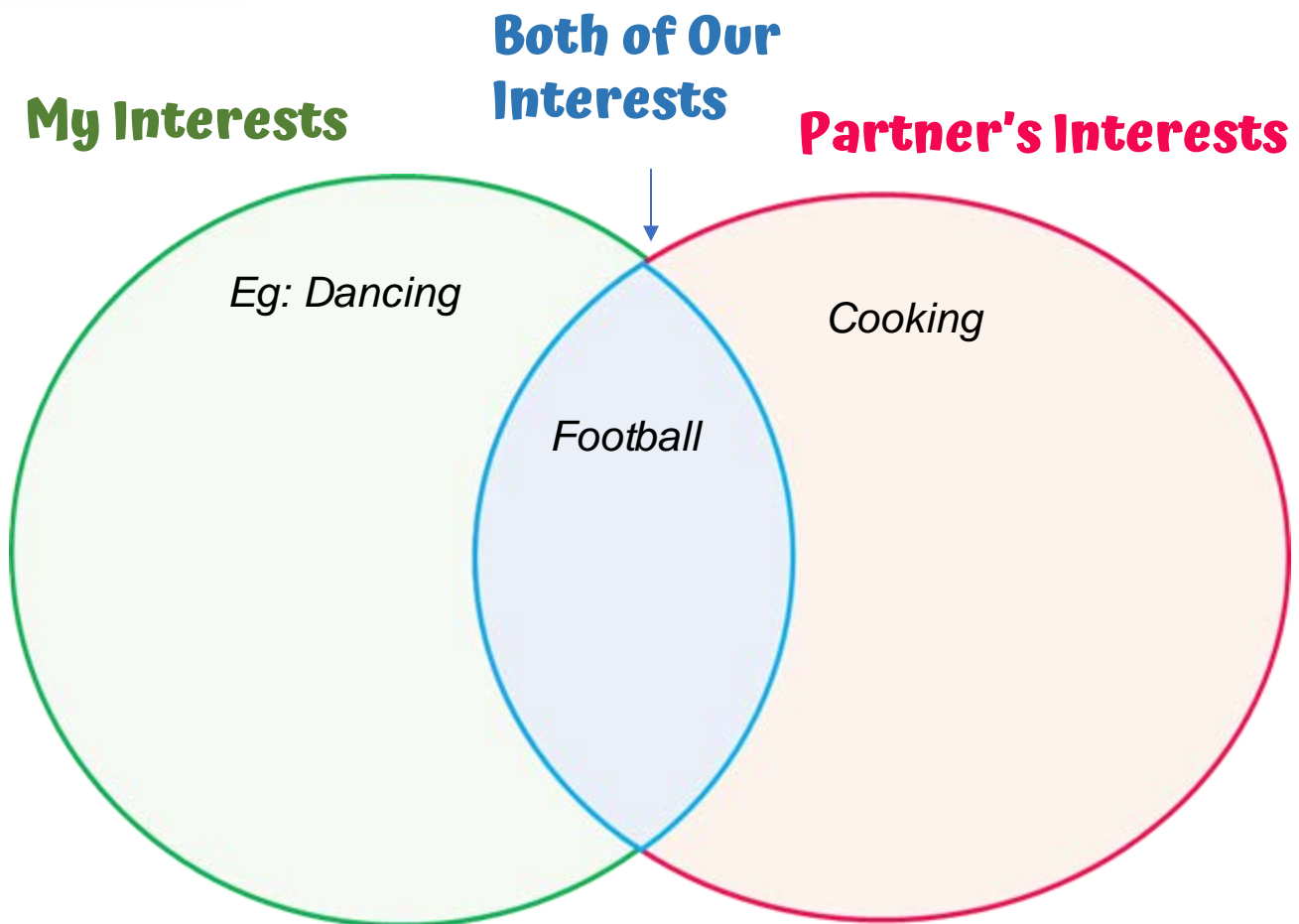
My Country

Activity 3

Venn Diagrams

Good friendships can involve finding things you both enjoy and doing those activities together.

Use the poster from the previous activity to fill in the Venn Diagram below with your partner:



Present to others what you found in common between you both.

Activity 4

Create a TikTok



In this activity, you will work together to create a Tik Tok video!

Share with your partner a talent that you have and teach your partner how to do it. For example, doing a handstand or a dance.

Set up your phone and record a Tik Tok of you and your partner doing that talent!

You can add music and special effects to make it more exciting!

Find a Tik Tok trend that you like and recreate it with your partner!



Let's get to know each other better!

1. Make up 3 statements about yourself.
2. Two of the statements should be true and one statement that is not true, but you wish it was!
3. Your partner must guess the statement that is not true!

1. I like eating hamburgers
2. My favorite subject is Math
3. My favorite color is Green

I think your favorite color is not green!



This game is another opportunity to look for things that connect you.

1. One person says a statement that is true. For example, 'I can move my ears' and demonstrates it.
2. Then they throw the thread or rope and whoever can do the same thing should run and catch it.
3. The person then must demonstrate themselves doing the statement.
4. The person that caught the thread/rope repeats the game with a new statement.

I can do a cartwheel!

I can do one too!



You know that people do not always share the same passions and interests. That would be kind of boring...

1. Discuss in pairs the following topic: What is the most important thing you need to do to build a friendship?

To appreciate each other

Trust

To do fun activities together

To be supportive

2. Now pretend to be each other and have this conversation again.
3. Each person must answer the question as if they were the other person.



The most important thing is to have fun!

Activity 8

What I love about my Friend

It is important to tell your friends that you love them and appreciate them.

Tell your friend 3 things you love about them.

I love your kindness!

I love your personality!




Make sure to always tell your friends what you appreciate about them!

Activity 9

My Superpower

1. Refer to your list of strengths in your 'All About Me' Poster.
2. Now choose a strength and draw yourself as a superhero below. For example, Memoryman who remembers every single detail they read!



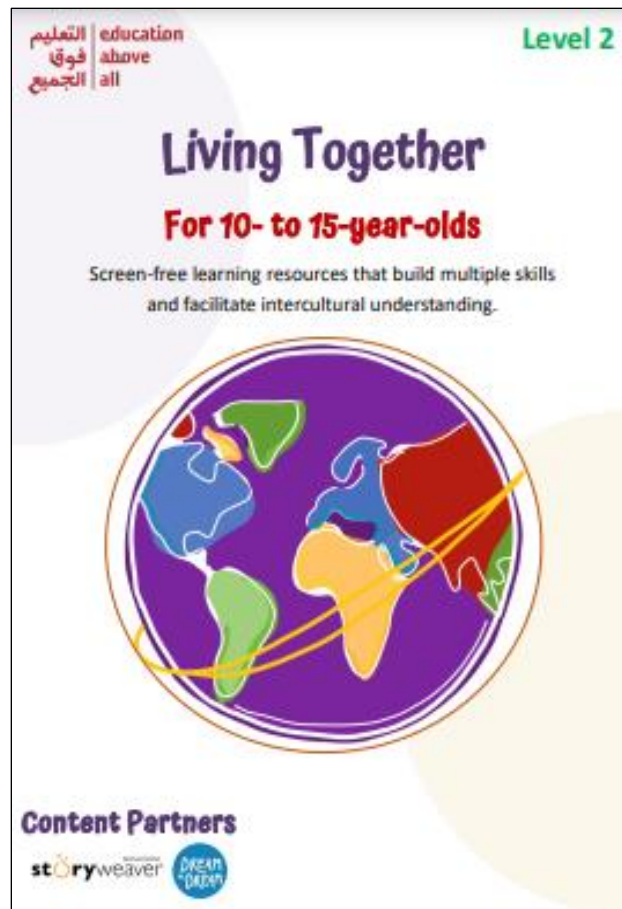
Share your superpower with your friends!

To Learn More

Visit the **Internet Free Education Resource Bank**, which is filled with over hundreds of fun educational resources:

<https://resources.educationaboveall.org/>

This episode was inspired by the Living Together Package from Education Above All's Ukrainian Emergency Education Response



The Ukrainian Emergency Education Response is available in English, Ukrainian and Polish.